



CX TECHNICAL DATA

THE **POWER** TO PERFORM



CX85, mounted on piling rig



CX85, crane suspended, fitted with legs and inserts for driving steel tubular piles



CX110, Crane suspended and fitted with tube guide

The CX range of piling hammers is designed for driving a wide variety of bearing and sheet piles. Available with legs and inserts or pile guides for use freely suspended, or with back guides for operating from a piling mast, the CX range have the following important features:

- Total control of hammer stroke and blow rate.
- Allows precise matching of energy to suit the pile driving requirements.
- Optional digital readout of hammer performance in choice of units - (Stroke or Energy).
- Highly efficient hydraulic system gives low energy loss and low running cost.
- Simple, fast dolley changing.
- Cylinder and dropweight connection with shock absorber, easily accessible.
- Cage and dropweight design gives short overall hammer length.
- Available with BSP Hydropacks which conform to latest EC emissions regulations.
- Can be operated directly from Hydraulic crane or excavator base.
- Can drive piles with ultimate load bearing up to 6000 kN.
- Suitable for driving Raked (Batter) Piles.



Perform Data	Ram Mass	Max. Impact Energy	Blow Rate @ rated energy	Operating Pressure	Hydraulic Flow Required
MODEL	kg	kNm	bpm	bar	L/min
CX50	4,000	51	45	225	180
CX60	5,000	60	43	200	200
CX85	7,000	83	40	240	200
CX110	9,000	106	36	250	215

PILE TYPES
 Typical piles driven singly or in pairs (if ground conditions allow):

Arcelor AZ12 to AZ50, AZ36-700 to 40-700
 All Arcelor AU Sections. Also, LX / PU / W ranges, USA PZ range, Hoesch H series, 'H' Piles, HP200 to HP400
 USA HP10" to HP16" Tubes and Concrete bearing piles up to 1220mm OD
 Plus many others...

Performance related to use with BSP Hydropacks.

BSP International Foundations Ltd
 Claydon Business Park, Gt. Blakenham, Ipswich, Suffolk, IP6 0JD, United Kingdom
 Tel. +44 (0) 1473 830431, Fax +44 (0) 1473 832019
 email: sales@bspif.co.uk www.bsp-if.com

Q05585

BSP: CX Hydraulic Hammer Range



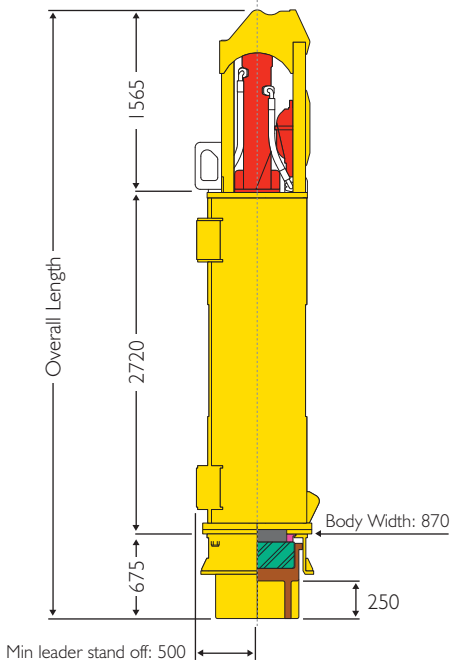
CX TECHNICAL DATA

THE **POWER** TO PERFORM

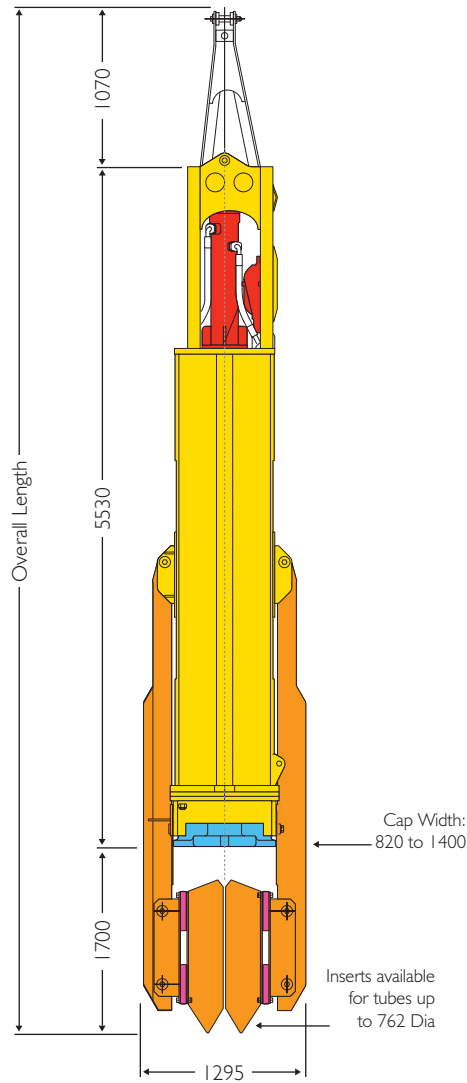
All CX hammers are available in the following three Standard hammer configurations:

Other options available upon request.

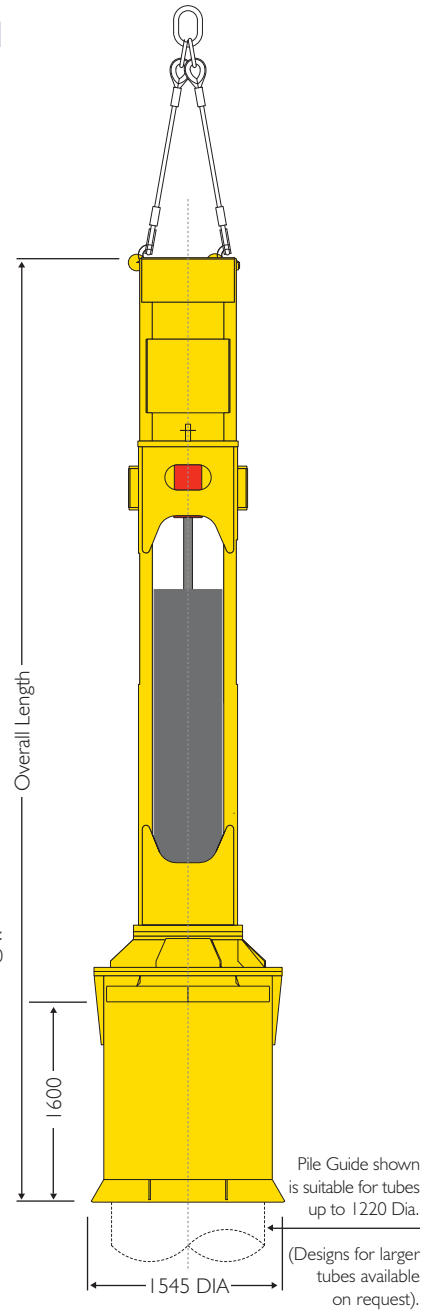
(Dimensions are mm)



(A)
Hammer with back guides for use with leaders. (CX50 illustrated)



(B)
Hammer with legs and inserts for driving sheet or bearing piles freely suspended. (CX60 / 85 illustrated)



(C)
Hammer with pile guide for driving tubes vertically or at rakes. (CX 110 illustrated)

Table shows weights and dimensions for the hammer configurations that are illustrated above (weight includes typical drive cap or helmet)

Typical Dimensions	(A) Hammer with back guides for leader operation		(B) Hammer with legs & inserts Freely suspended		(C) Hammer with Ø 1.22m Pile Guide Freely suspended	
	Overall Length (mm)	Weight (kg)	Overall Length (mm)	Weight (kg)	Overall Length (mm)	Weight (kg)
CX50	4960	7380	7450	8950	6410	10080
CX60	5760	8630	8300	10200	7260	11350
CX85	5760	10580	8300	121150	7260	13280
CX110	6260	12600	8800	14250	7760	15300

The above weights and dimensions are given as a typical guide only. Designs can vary to suit customer specific applications and pile type.

BSP International Foundations Ltd
 Claydon Business Park, Gt. Blakenham, Ipswich, Suffolk, IP6 0JD, United Kingdom
 Tel. +44 (0) 1473 830431, Fax +44 (0) 1473 832019
 email: sales@bspif.co.uk www.bsp-if.com

Q05585

In the interest of quality and performance, we reserve the right to amend specification at any time.

BSP: CX Hydraulic Hammer Range